

**PORTX**<sup>™</sup>  
BELIEVE IN QUALITY

## CALYPSO COLLECTION

800x  
1600  
mm



# MODERN

Surfaces with endless possibilities


The collection is inspired by the charm of terrestrial abundance that sustains varied lives and landforms. It speaks of the earthy charm that is expressed through the magnificent tones and textures.

The surfaces come in four amazing shades that speak of the divine terrestrial aura. It exudes sustainability, naturalness and ingenuity in equal measure. The shades in a way elevate the classy appeal of your space.

Talking about the intrinsic features of the surfaces then it adds resilience to your abode along with durability, aesthetic appeal and functionality. It speaks of various shades of opulence that transcend your abode into an intriguing living space.

Finally, the collection lends innate beauty to the space and leaves room for imagination. It brings the mass-appealing details into vogue leaving any spectator in awe! Let your abode go through the innovative perspective of urbane living and feel the freshness of modernity.

## Color Range



## SIZES

Where excellence  
meet elegance

The astonishing Calypso Collection consist of remarkable surfaces in size 800x1600mm with 9mm thickness. It generates curiosity when applied on interiors as it is equipped with excellent shades and expressive details. The fine craftsmanship can be seen in the marvel sized surfaces.

**1200x**  
**1800mm**

**800x**  
**1600mm**

Granolith Surface\_

## NATURE INSPIRED

Taking cues from the asymmetrical forms of nature the collection brings refined and rustic splendor in one.



# PRESENTING

Technically rich  
ceramic surfaces

## Glazed Vitrified Tiles

### Tile Body

The best quality raw materials make up the resilient and robust tile body of Our tiles. The raw materials are ethically sourced and sustainably processed.

### Engobe Layer

A highly opacious, fusible, and permeable engobe layer makes the second layer of the tiles of Our. The layer makes the tiles highly resistant to water absorption for longevity.

### High Pigment Digital Printing Ink

The Our surfaces get their unique and versatile properties of the design, color, and more in this stage where digital printing is done on the glaze with high pigment ink for excellent results.

### Glaze Layer

A high-quality glaze coating is added to the engobe layer of the Our tiles giving the tile properties of texture and shine and making them ready for design and color.

## WIDE SELECTION

Explore a superior and wide selection of ceramic color bodies.



Surfaces loaded with functionalities




**EASY TO CLEAN**

The superior glaze of the collection makes the surfaces easy to clean and low maintenance.



**STAIN RESISTANT**

Do not worry about spills and stains with the high stain-resistant glaze of the premium Our surfaces.



**SCRATCH RESISTANT**

Enjoy new-looking surfaces for a very long time with highly scratch and abrasion-resistant surfaces.

EXPLORE CLASSY FEATURES AND VERSATILE APPLICATION

**Technical Features:-**



Easy To Maintain



UV Resistant



Non-slip



Dimensional Stability



Resistant To Chemicals



Resistant To Acids



Water Proof



Fire Resistant



Prevents Bacterial Growth



Heat Resistant



Frost Resistant



Ecological

**Application Areas:-**



Residence



Shops



Offices



Airports



Hotels



Public Places



Malls



Preview of\_ Calypso Ice



## **CALYPSO ICE**

Granolith  
Surface

9mm  
Thickness

1200x  
1800  
mm

800x  
1600  
mm



Touch For  
Hear Virtual

360°

CALYPSO ICE

Random - 4 Faces



Body Type  
White







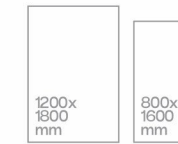
Preview of\_ Calypso Grigio



**CALYPSO  
GRIGIO**

Granolith  
Surface

9mm  
Thickness



Touch For  
Hear Virtual  
360°

Random - 4 Faces



Body Type  
Grey

CALYPSO GRIGIO





Preview of\_ Calypso Nero



**CALYPSO  
NERO**

Granolith  
Surface

9mm  
Thickness




Touch For  
Hear Virtual



CALYPSO NERO

Random - 4 Faces



Body Type  
Black





Preview of\_ Calypso Beige



## **CALYPSO BEIGE**

Granolith  
Surface

9mm  
Thickness



Touch For  
Hear Virtual



CALYPSO BEIGE

Random - 4 Faces



Body Type  
Ivory



## Technical Specification

CHARACTERISTIC	STANDARD AS PER ISO-13006/EN14411 GROUP BIA	MEAN VALUE OF OUR GVT	TEST METHOD
<b>REGULATORY PROPERTIES</b>			
Deviation in length & width	±0.5 %	±0.2 %	ISO-10545-2
Deviation in thickness	±5.0 %	±4.0 %	ISO-10545-2
Straightness in side	±0.5 %	±0.15 %	ISO-10545-2
Rectangularity	±0.6 %	±0.2 %	ISO-10545-2
Surface flatness	±0.5 %	±0.2 %	ISO-10545-2
Color difference	Unaltered	Slight variation is possible due to different batches as per signed samples	ISO-10545-16
Glossiness	As per mfg	Sharp	GLOSSOMETER
<b>SURFACE MECHANICAL PROPERTIES</b>			
Water absorption	< 0.50 %	< 0.5 %	ISO-10545-3
Apparent density	> 2.0 g/cc	> 2.28 gm/mm <sup>2</sup>	DIN 51082
<b>MASSIVE MECHANICAL PROPERTIES</b>			
Modulus of rupture	Min. 35 N/mm <sup>2</sup>	Min. 35 N/mm <sup>2</sup>	ISO-10545-4
Breaking strength	Min. 1300 N	Min. 1700 N	ISO-10545-4
Impact resistance	As per mfg.	Min. 0.55	ISO-10545-5
<b>SURFACE MECHANICAL PROPERTIES</b>			
Surface abrasion resistance	As per mfg	Min. Class-4	ISO-10545-7
MOH's hardness	As per mfg	Min. 5	EN 101
<b>THERMO HYGROMETRIC PROPERTIES</b>			
Frost resistance	No damage	No damage	ISO-10545-12
Thermal shock resistance	No damage	No damage	ISO-10545-9
Moisture expansion	Nil	0.1 (mm/3)	ISO-10545-10
Thermal expansion (COE)	Max. 9.0 x 10 <sup>-6</sup>	Max. 6.5 x 10 <sup>-6</sup>	ISO-10545-8
Crazing resistance	As per mfg	Min. 7 Cycle	ISO-10545-11
<b>CHEMICAL PROPERTIES</b>			
Chemical resistance	No damage	No damage	ISO-10545-13
Stain resistance	Resistant	Resistant	ISO-10545-14

Size	Thickness (approx.)	Pieces / Box	Area / Box	Wt./Box (approx.)
1200x1800mm	9 mm	2 pcs.	4.32 sq. mtr.	92 kgs.
800x1600mm	9 mm	2 pcs.	2.56 sq. mtr.	52 kgs.


## Laying & Levelling




Base Structure



Cement Laying On Tile



Joints




Fixing The Tile




Spacers + Laveller



Levelling Wedges




After Levelling Process  
Leave Int For 8-10 Hrs.



Remove Wedges  
Ones It Dry



Joint Grouting



Final Cleaning

### Floor and Wall Installation

1. First spread the cement mixer onto the floor and wall substrate.
2. At the same time, apply the cement mixer onto the back of the slab with a tile trowel.
3. The recommended cement mixer must be spread over in one direction only.
4. Using a trowel and follow the same direction as previously applied to the back of the slab.
5. Being careful to maintain a minimum joint of 3mm.
6. Tap the slab with a rubber trowel for a complete fixing, ensuring the air is expelled. It is recommended to start from the centre of the slabs and then move towards the edges.
7. Complete the laying operations using a suitable sealant, while keeping at least a 3mm joint through the use of spacers.
8. To make this task easier, use the special device for pulling over the slabs, available in the market.
9. Levelling wedges at each linear metre of the slabs are recommended.
10. After levelling process leave it for 8-10 hours, remove wedges once it gets dry.

**PORTX**<sup>®</sup>  
BELIEVE IN QUALITY



+91 98799 23031



[info@portxceramica.com](mailto:info@portxceramica.com)  
[www.portxceramica.com](http://www.portxceramica.com)



Survey No 77 P1, Plot No – 2, Office No 27,  
3rd Floor, Harigun Business Center, Mahedranagar,  
Morbi, Gujarat – 363642